

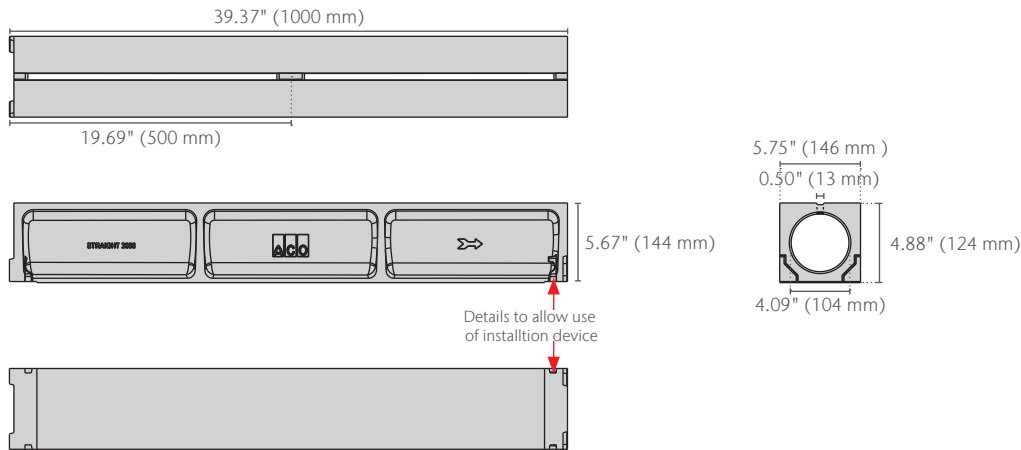
ACO Sport | System 3000

Slot Channel Trench Drain System



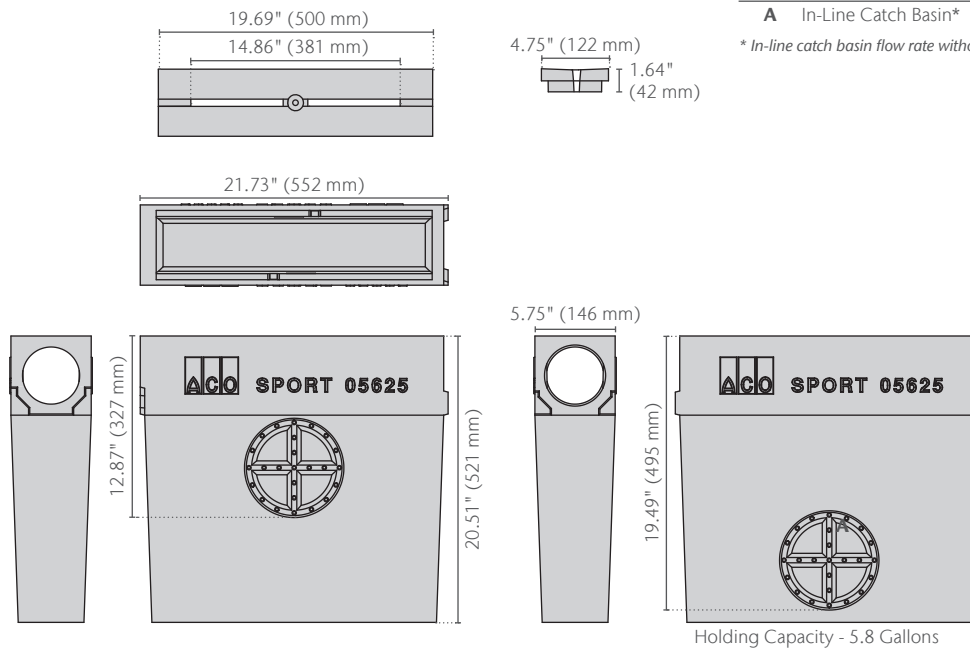
One Meter Channel - (1000 mm)

part no. 05657



In-Line Catch Basin

part no. 05625



Outlet Product	Outlet Size (SCH 40)	Invert Depth	GPM	CFS
A In-Line Catch Basin*	6" round	19.49	500	1.11

* In-line catch basin flow rate without trash bucket - using trash bucket reduces flow



ACO Sport | System 3000

Slot Channel Trench Drain System



Product Name	Part No.	Invert Depth in (mm)	Overall Depth in (mm)	Weight lbs
System 3000 Straight channel - 39.37" (1000 mm)	05657	4.88 (124)	5.59 (142)	43.0
System 3000 Radiused channel (R36.5 m) - 39.37" (1000 mm)	05658	4.88 (124)	5.59 (142)	43.0
Catch Basin				
System 3000 In-Line Catch Basin - 21.75" (552 mm)	05625	19.49 (495)	20.51 (521)	62.0
Polymer Concrete Catch Basin Cover - 19.69" (500 mm)	05661	-	-	-
Series 900 Plastic Trash Bucket	01498	-	-	-
Installation device (order one per channel plus one)	97477	-	-	2.8



For maximum hydraulic efficiency remove trash bucket from in-line catch basin

Specification Summary

Part I - General

- 1.1 Related Work** - Work specified in other sections includes but is not limited to: Excavation and backfill, cast-in-place concrete, and mechanical equipment.
- 1.2 System Description** - Modular trench drainage system manufactured from corrosion resistant polyester polymer concrete including interconnecting modular components.
- 1.3 Submittals** - Manufacturer will submit, when required, shop drawings showing schematic plan of total drainage system listing all parts being provided with exact center-line dimensions suitable for installation. Copies of the manufacturer's recommended method of installation shall be submitted for review.
- 1.4 Project History** - Manufacturer shall submit a list of installed projects, if required.
- 1.5 Warranty** - ACO provides a limited product warranty of one year based on installation according to manufacturer's installation instruction data.

Part II - Product

- 2.1 Products** - Manufacturer shall be ACO, Inc.
- 2.2 Physical & Mechanical Characteristics**
 - Overall width - 5.75" (146 mm)
 - Internal width - 4.09" (104 mm)
 - Unit depth - 5.67" (144 mm)
 - Unit length - 39.37" (1000 mm)
 - Compressive strength - 14,000 psi
 - Flexural strength - 4,000 psi
 - Water absorption rate - <0.1% by weight.
- 2.3 Channel Profile** - Each unit will feature a full radius in the trench bottom and male to female interconnecting ends. Units shall have horizontal cast-in anchoring features on outside walls to ensure maximum mechanical bond to surrounding bedding material. Each unit shall have a 0.5" (12.7 mm) longitudinal inlet slot on the top surface.
- 2.4 Radius Channels** - Shall be manufactured to enable a radius of 36.5 meters, per IAAF guidelines.
- 2.5 Catch Basins** - Shall be manufactured from polymer concrete, be 21.75" (552 mm) in length and include a trash bucket (optional) and removable polymer concrete cover

Part III - Installation

- 3.1 Site Preparation** - Excavate an area wide enough and deep enough to accommodate the ACO SPORT System 3000 channel, allowing a minimum of 4" (100 mm) concrete encasement (recommended 4,000 psi) on 3 sides to provide support on both sides as well as beneath channel. Top of channel must be evenly aligned to the surface of the surrounding slab. See installation section for haunch details for different loadings & pavement materials.
- 3.2 Installation** - Channel sections are installed from the outlet or catch basins. Insert channels from above to allow ends to interconnect. Channel sections shall be placed on brick, rebar basket, low slump concrete slurry, or with installation devices, to obtain correct finished elevation. Cutting will be made, if required, by masonry or concrete saw. Use tape or plastic to protect top surface of channel from concrete splash during concrete pour. Place concrete in a manner that will not dislodge the channels.
- 3.3 Finishing and Clean-up** - Following final set of concrete, remove protection covering the top of channel and thoroughly flush system to remove debris.
- 3.4** Install in strict accordance with manufacturer's recommendations and drawings. Details available at www.ACOsport.us.




ADA-compliant per The Americans with Disabilities Act of 2010, Section 302.3

ACO, Inc.

© January 2026 ACO, Inc.

All reasonable care has been taken in compiling the information in this document. All recommendations and suggestions on the use of ACO products are made without guarantee since the conditions of use are beyond the control of the company. It is the customer's responsibility to ensure that each product is fit for its intended purpose and that the actual conditions of use are suitable. ACO, Inc. reserves the right to change products and specifications without notice.



info@acousa.com
www.acousa.com

